

TUNNEL

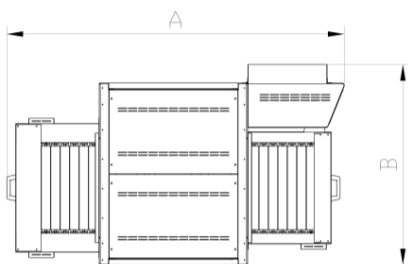
Forno Tunnel elettrico

Electric Tunnel oven

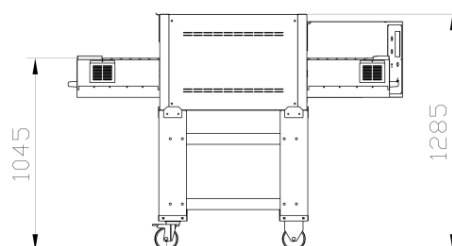
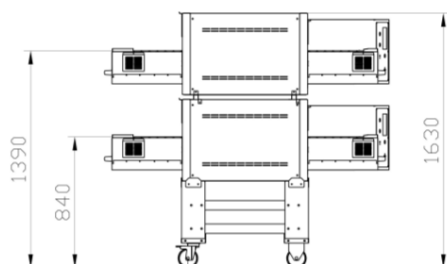
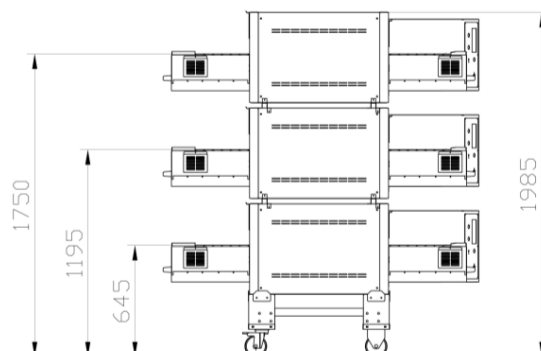



TUNNEL STONE ELECTRIC - TSA/TSB/TSC

CARATTERISTICHE TECNICHE	ACCESSORI	TECHNICAL SPECIFICATIONS	ACCESSORIES
<ul style="list-style-type: none"> Nastro trasportatore con listelli in pietra refrattaria Piano di cottura e cielo con resistenze corazzate in acciaio inox Sistema di cottura statico Controllo digitale delle temperature del piano di cottura e del cielo separate Regolazione digitale o meccanica della velocità del nastro Ottimo isolamento Isolamento termico Cuscinetti autolubrificanti +30% di capacità di cottura rispetto ai forni convenzionali Cassetti raccogli-briciole rimovibili Massima temperatura di cottura 450 °C Serrandine regolabili 	<ul style="list-style-type: none"> Supporto del forno con ruote Kit di sovrapposizione (h = 75 mm) <p>OPTIONAL</p> <ul style="list-style-type: none"> Kit encoder Kit SSR 	<ul style="list-style-type: none"> Conveyor belt in refractory stone fillets Top and bottom stainless steel sheathed heating elements Static cooking system Digital top and bottom separate temperature control Digital or mechanic adjustable belt speed Excellent insulation Thermal insulation Self lubricating bearings +30% cooking capacity vs convection models Removable crumb collection drawers Max cook temp 450 °C Adjustable shutters 	<ul style="list-style-type: none"> Oven support with wheels Stacking kit (h = 75 mm) <p>OPTIONALS</p> <ul style="list-style-type: none"> Encoder kit SSR Kit

VISTA DALL'ALTO
TOP VIEW


Tunnel	A	B
TSA	182	108
TSB	216	122
TSC	252	142

1 CAMERA + SUPPORTO ALTO
1 DECK + HIGH STAND

2 CAMERE + SUPPORTO MEDIO
2 DECKS + MEDIUM STAND

3 CAMERE + SUPPORTO BASSO
3 DECKS + LOW STAND

DATI TECNICI
TECHNICAL CHART


Tunnel	Dimensioni interne (cm)			Dimensioni esterne (cm)			Tappeto	Peso	Alimentazione	Potenza	Potenza	Assorbimento	Temperatura
	Internal dimensions (cm)			External dimensions (cm)			Conveyor	Weight	Supply	Power	Power	Absorption	Temperature
	 A/H	 L/W	 P/D	 A/H	 L/W	 P/D	 L/W	 KG	 V/Ph/Hz	 KW	 KW/h	 Ampere	 °C
TSA - DECK	11	53	80	52	108	182	45	200	400/3/50-60	12,5	6	19	0/450
TSB - DECK	11	67	114	52	122	216	59	308	400/3/50-60	19,5	10	30	0/450
TSC - DECK	11	87	150	52	142	252	79	420	400/3/50-60	34	17	52	0/450
STSA1 - STAND				76/56/36	99	81		40					
STSB1 - STAND				76/56/36	113	115		43					
STSC1 - STAND				76/56/36	133	151		48					